



YEAR 4 GLOBAL REPORT
EXECUTIVE SUMMARY

The Hologic Global Women's Health Index

Pathways to a Healthy
Future for Women



MEASURED BY GALLUP®

A Letter From Hologic's CEO

As a company, Hologic, Inc. is driven by a commitment to develop innovative medical technologies that detect, diagnose and treat health conditions affecting women around the world. We champion women's health globally, partnering with proven organizations in the public and private sectors. Together we raise awareness and inspire action to break down barriers that prevent women from receiving the care they need and deserve.

We know that efforts to improve women's health are often held back by a lack of timely, relevant and globally comparable data. That inspired us to partner with Gallup® to create the Hologic Global Women's Health Index. One of the largest women's health surveys, the Index fills a critical gap in what the world knows about the health, safety and overall well-being of women worldwide.

With four years of data, the Index can provide more valuable insights than ever before – and the trends we're seeing raise new concerns. For example, for the first time in the history of the Index, cancer testing among women declined globally: only 10% of women say they were tested for any type of cancer in the past year, down two percentage points from Years 1 and 2.



Fortunately, the Index also gives us reasons for hope. For example, women's health has meaningfully improved in 28 countries since the Index began. It's important to learn from these successes and recommit to accelerating progress across the globe.

We thank the women and girls worldwide who have made this Index possible by sharing their experiences and perspectives. We hope policymakers, funders, advocates and other partners will harness these insights to help create a healthier and more equitable future for all women.



Stephen P. MacMillan

Chairman, President and Chief Executive Officer





About The Index

Since 2020, the Hologic Global Women’s Health Index has tracked women’s health across multiple dimensions: Preventive Care, Emotional Health, Opinions of Health and Safety, Basic Needs and Individual Health.

The Year 4 Index report is based on surveys conducted in 2023 by telephone and in person with nearly 146,000 women and men¹ aged 15 and older in 142 countries and territories.² The findings in this report are representative of 97% of the global adult population.



1. The Gallup World Poll is conducted annually in at least 140 countries. The primary method of data collection is through interviewer-administered surveys, many face-to-face, with telephone interviewing primarily used in high-income countries. Interviewers code a respondent’s gender as male or female based on their observations. This method is used due to the unique nature of interviewer-administered surveys, whereby an interviewer questioning a respondent’s gender is likely to be viewed as insensitive and offensive, substantially increasing the risk of survey breakoff. This risk is particularly acute in religiously and culturally conservative countries. Gallup and Hologic understand and acknowledge the complex nature of gender identity and continue to explore strategies to accurately code gender while balancing cross-cultural needs and continuing a globally consistent approach.

2. Year 1 data were gathered in 2020 and analyzed in 2021. Year 2 data were gathered in 2021 and analyzed in 2022. Year 3 data were gathered in 2022 and analyzed in 2023. Year 4 data were gathered in 2023 and analyzed in 2024.

Key Findings



For the first time in the history of the Index, the number of women tested for cancer has declined globally.

In Year 4, just 10% of women say they were tested for any type of cancer – down two percentage points from Years 1 and 2.



Women are struggling more to meet their basic needs today than at any point in almost two decades.

Thirty-eight percent of women said there were times in the past 12 months that they could not afford food. This ties with the previous high since Gallup World Poll first posed this question in 2005. The 32% who say they could not afford adequate shelter is also a new high.



High levels of worry and sadness are negatively impacting women's emotional health.

More women are worried (42%) and sad (30%) today than in Year 1.



Women feel less safe and are less satisfied with the availability of quality healthcare.

Women's views about their personal safety and the availability of quality healthcare where they live are both worse than they were four years ago. More than a third of women (35%) felt unsafe in Year 4. The 65% of women who are satisfied with the availability of quality healthcare in Year 4 is down 3 points.



More women are experiencing pain and have health problems.

More than one-third (34%) of women say they were in pain a lot of the previous day and more than one-quarter (26%) have health problems that keep them from everyday activities. These levels are higher than they were four years ago.



The percentage of women tested for HIV is less than 0.5% in some countries.

The Index asked women for the first time whether they had been tested in the past year for HIV. Reported testing varies around the world, from less than 0.5% in a host of countries, mostly clustered in the Middle East and North Africa, to 41% in Uganda.

Global Results and Rankings

The Hologic Global Women’s Health Index score is a summary indicator of women’s answers to survey questions about five dimensions of their health. Index scores range from 0 (worst) to 100 (best). Although the Index surveys both men and women to help identify gender gaps, scores are based only on responses from women.

As a whole, the world scored 53 out of 100 on the Index in Year 4; this global score has not changed significantly since Year 1.

At the country level, Index scores increased meaningfully³ in 28 countries and decreased meaningfully in 11 countries from Year 1 to Year 4. Scores for Year 4 range from a high of 68 in Taiwan to a low of 30 in Afghanistan.

Top 20 Countries/Territories by Index Score⁴

Rank	Country/Territory	Hologic Global Women’s Health Index Score
1	Taiwan, Province of China	68
2	Kuwait	67
3	Austria	66
4	Switzerland	65
5	Finland	65
6	Germany	64
7	Singapore	64
8	Denmark	64
9	Slovakia	63
10	Luxembourg	63
11	Estonia	63
12	Kazakhstan	63↑
13	Saudi Arabia	63
14	Poland	63↑
15	Vietnam	62
16	Norway	62
17	Belgium	62
18	Czech Republic	62
19	Sweden	62
20	Hungary	62

Bottom 20 Countries/Territories by Index Score

Rank	Country/Territory	Hologic Global Women’s Health Index Score
122	Ecuador	43
123	Iraq	43 ↓
124	Cameroon	42
125	Venezuela	42 ↓
126	Bolivia	42
127	Togo	41
128	Mauritania	41
129	Madagascar	40
130	Niger	39
131	Morocco	38 ↓
132	Gabon	38
133	Comoros	37
134	Guinea	37 ↓
135	Benin	37 ↓
136	Republic of the Congo	37
137	Liberia	37
138	Sierra Leone	36
139	Chad	35
140	Democratic Republic of the Congo	34
141	Afghanistan	30

3. At the country level, changes must be at least five percentage points higher or lower to be considered meaningful.

4. Arrows indicate meaningful increases (↑) or decreases (↓) between Year 1 and Year 4.



Cancer Testing Declines

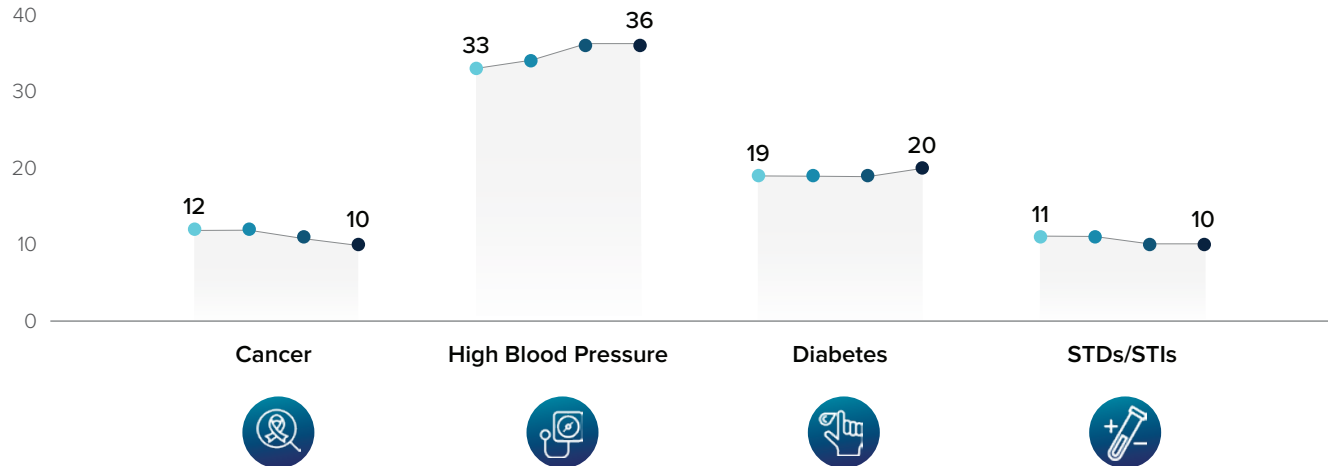
As they have since Year 1, most women say they haven't been tested for cancer, diabetes, high blood pressure or a sexually transmitted infection (STI) in the past 12 months. **But for the first time in the Index's history, the number of women who say they have been tested for cancer declined.** Testing rates for high blood pressure stopped improving in Year 4, and testing rates for diabetes and STIs remain unchanged.⁵

Percentage of Women Tested in Past 12 Months

To the best of your knowledge, were you tested for any of the following in the past 12 months?

● Year 1 ● Year 2 ● Year 3 ● Year 4

(% Yes)



5. Testing recommendations for these four diseases and conditions vary based on a person's age, gender and the healthcare resources available to them in their community. The 12-month period in the survey question is not a globally agreed cadence, but because the Index has been conducted for four years in a row, it captures testing that may be recommended in a four-year period at a variety of ages.



PREVENTIVE CARE



Cancer Testing: Rates Fall for Women at Higher Risk

Just **10%** of women in Year 4 say they were tested for any type of cancer. Almost all testing losses since Year 1 have come among women in the 40 and older age group, who are at higher risk for breast, colorectal and other types of cancers.

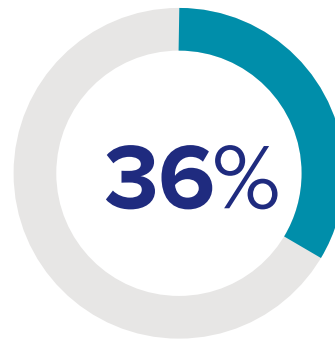


of women were tested for any type of cancer.



High Blood Pressure Testing: Improvement Stalls

Testing rates for high blood pressure increased significantly in Year 3. Women held on to these gains in Year 4, but there was no further global improvement. Thirty-six percent of women reported being tested for high blood pressure.



of women were tested for high blood pressure.



Diabetes Testing: No Progress on Fastest-Growing Disease for Women

In Year 4, one in five women (20%) worldwide say they were tested for diabetes in the past 12 months, unchanged from any of the previous years.



of women were tested for diabetes.



PREVENTIVE CARE



STI Testing: Low Rates Place Billions of Women at Risk

In Year 4, just 10% of women were tested for an STI in the past 12 months, remaining unchanged since Year 1. Although women younger than age 40 (12%) were more likely to be tested than those over age 40 (8%), these low figures mean many women of reproductive age are at risk of infertility, increased maternal and fetal mortality and deadly diseases.



of women were tested for STIs.



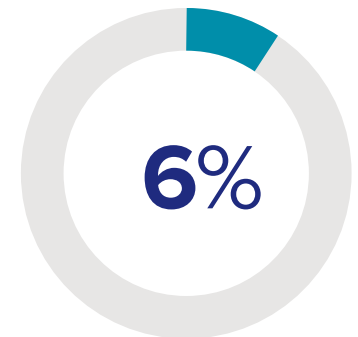
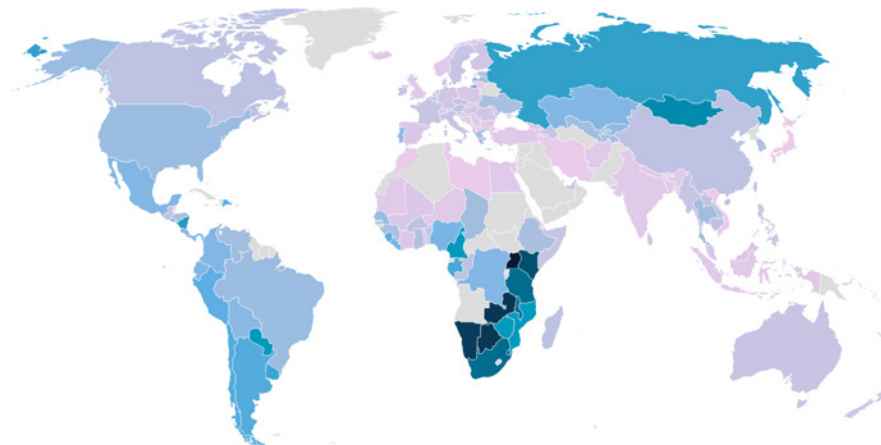
HIV Testing: One in 16 Women Worldwide Tested

For the first time since its inception, the Index asked women (and men) if they were tested for HIV. Just 6% of women globally were tested for HIV in the past year. Reported HIV testing rates range from less than 0.5% in a host of countries, mostly clustered in the Middle East and North Africa, to 41% in Uganda.

Percentage of Women Tested for HIV

Were you tested for HIV/AIDS?

(% Yes)




of women globally were tested for HIV in the past 12 months.



Sadness and Worry Remain High

The Year 4 survey offers a few signs that women's emotional health is recovering; experiences of stress, anger and sadness have declined from their COVID-19 pandemic peaks. However, more women today are sad (30%) and worried (42%) than they were in Year 1.

Negative Emotions Remain Elevated Among Women




2.4 in 10 women are angry



3.8 in 10 women are stressed



3 in 10 women are sad



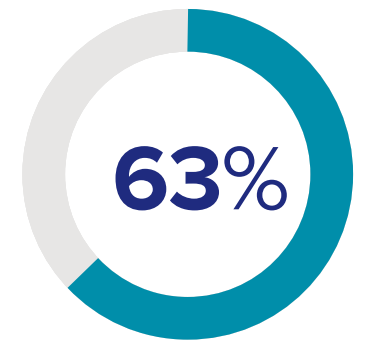
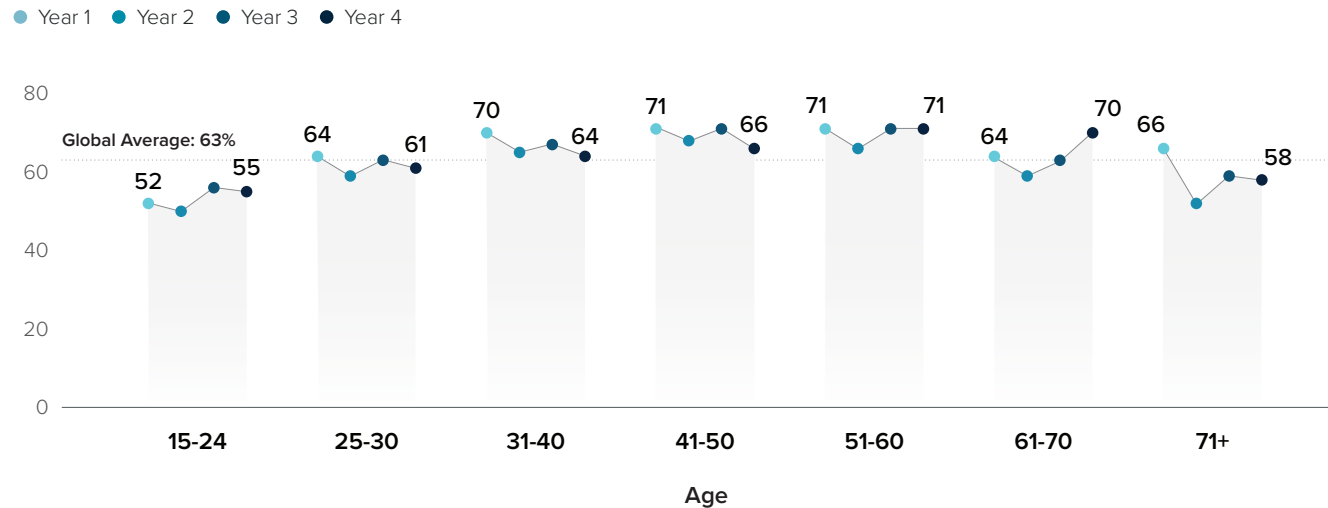
4.2 in 10 women are worried



Women Feel Less Safe, Less Satisfied with Healthcare

Fewer women feel safe in their communities. Sixty-three percent of women said they felt safe, which is down from the 65% who felt this way in Year 1 and in Year 3. More than a third of women (35%) felt unsafe in Year 4.

Percentage of Women Who Feel Safe Walking Alone at Night Where They Live by Age



63% of women said they feel safe in their communities.

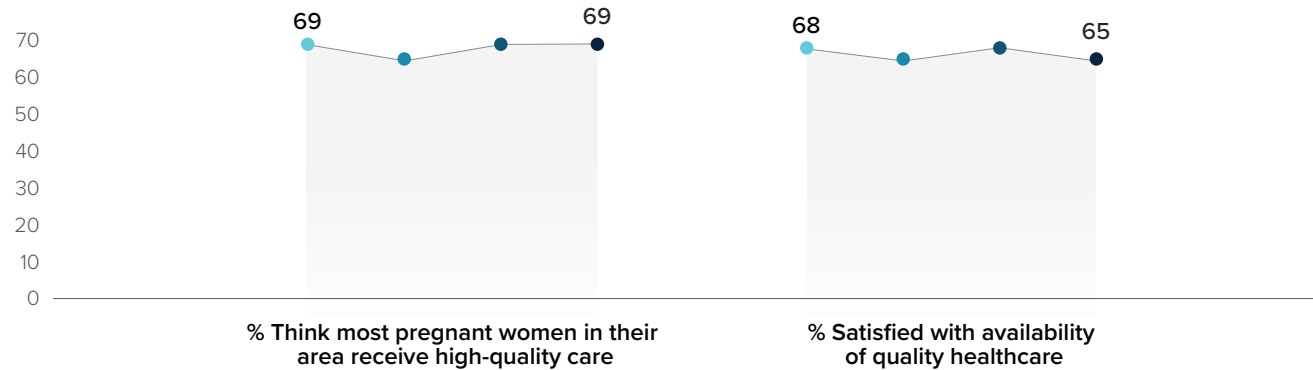


OPINIONS OF HEALTH AND SAFETY

Fewer women are satisfied with the availability of quality healthcare where they live. The 65% of women who are satisfied in Year 4 is three points lower than it was in Year 3 and in Year 1.

Women's Perceptions of Quality Healthcare Availability and Prenatal Care

● Year 1 ● Year 2 ● Year 3 ● Year 4







Women Are Struggling More than Ever

Women are struggling more to meet their basic needs. In the Year 4 survey, 38% of women say they at times couldn't afford the food they or their families needed, which is a numerical high since Gallup first posed this question as part of its World Poll in 2005. The 32% who at times could not afford adequate shelter is an all-time high since 2005.

Women Struggling to Afford Basic Needs



3.8 in 10 of women couldn't afford food at times in the past 12 months



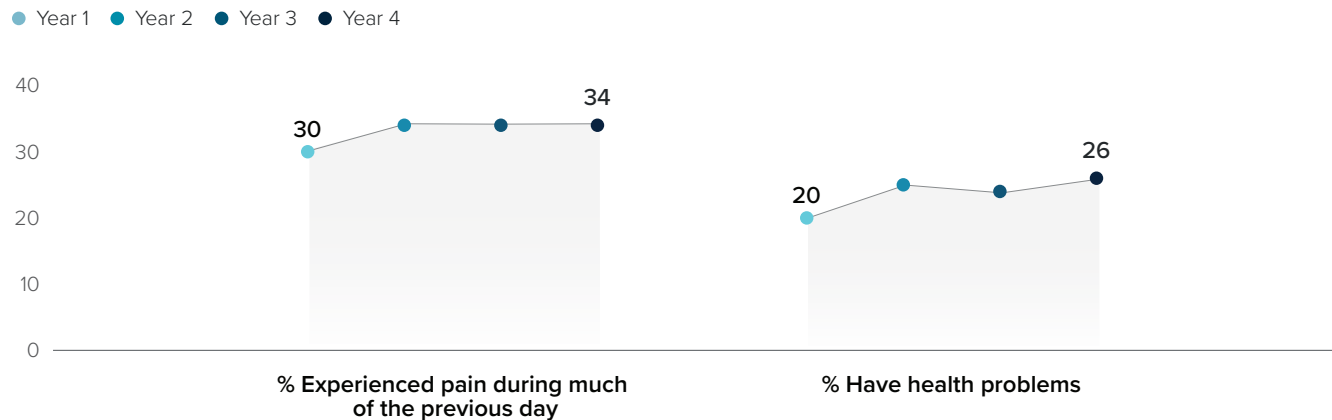
3.2 in 10 of women couldn't afford shelter at times in the past 12 months

Physical Pain, Health Problems Persist for Women

More women today experience pain than they did four years ago. Thirty-four percent of women in Year 4 said they experienced physical pain during much of the previous day. Reported pain remains higher today than it was in Year 1 (30%).

Women are also more likely to have health problems. Twenty-six percent of women say they have health problems that prevent them from doing things people their age normally can do. Women are more likely to have health problems now than they did in almost all years of the survey.

Women’s Health Problems and Pain Experiences



34%
of women experienced physical pain during much of the previous day

26%
of women have health problems



Call to Action

The Index makes it clear the world cannot afford to take a “business as usual” approach to addressing women’s health needs. But the findings also give reasons to be optimistic. Many countries – including some with limited resources – have made meaningful gains in women’s overall health in recent years. Learning from their efforts can help us advance women’s health on a global scale.

It is imperative to translate these insights into action. Global leaders, governments, civil society and the private sector can:

- Take bold steps to address the challenges revealed by this Index, such as the need to increase cancer testing;
- Increase public and private investment in evidence-based solutions to improve women’s health globally;
- Advocate for the establishment of comprehensive women’s health policies or communications at the individual country or regional level;
- Address key underlying structural factors that adversely affect women’s health outcomes, such as poverty and inequity;
- Accelerate research and development efforts aimed at finding innovative solutions to address women’s health needs; and
- Ensure women and their advocates have a seat at the table when decisions about women’s health policy are made.

In taking these and other actions, a world can be created in which every woman has the opportunity to live a longer, healthier and more fulfilling life.

For the full report, Year 4 data and other resources, please visit WomensHealthIndex.com.



HOLOGIC®

Global Headquarters | 250 Campus Drive | Marlborough, MA 01752

For more information about this research, please visit

WomensHealthIndex.com or contact womenshealthindex@hologic.com

© 2025 Hologic, Inc. All rights expressly reserved.

MKL-01089 Hologic, The Science of Sure and the women's health symbol are trademarks of Hologic Inc. and/or its subsidiaries in the United States and/or other countries.
This document contains proprietary research materials of Hologic, Inc.

No changes may be made to this document without the express written permission of Gallup, Inc. and Hologic, Inc. Gallup® is a trademark of Gallup, Inc.
All other trademarks and copyrights are property of their respective owners.
Gallup World Poll items and materials, Copyright © 2005, 2021 Gallup, Inc. All rights reserved. Used herein pursuant to license.